
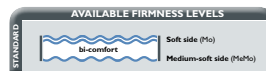


# AQUAPURE SOYA DELTA AND BODYFORM HD SOYA & ALOE



HEAD ZONE	SHOULDER ZONE	LOWER BACK ZONE	HIP ZONE		THIGH ZONE	CALF ZONE	FOOT ZONE
The head should always be aligned with the cervical tract of the spine in any sleeping position. This area, particularly elastic, provides the correct support, favouring muscle and spine relaxation, regular blood circulation, and oxygen flow.	With the goal of designing a system able to effectively accommodate the shoulder and relieve pressure, a fundamental feature for those who sleep on their sides, we conducted an in-depth study with significant results. The unique <b>Aquapure® Soya</b> interlocking inserts structure allows for a pleasant accommodation of shoulder and arm. In this way the spine and the head can maintain a correct posture, facilitating muscle relaxation pressure relief, often the cause of unpleasant numbness.	One of the most fragile areas of our body is the lower back region. In this area, coils are firmer and more elastic to support the lower back and encourage correct spine posture.	The heaviest part of our body while sleeping, the hips, should be appropriately embraced by the mattress, however it should not sink too much. The controlled hip cushioning is made possible by the special <b>Aquapure® Soya</b> interlocking inserts structure.		The lower end of thighs, towards the knees, should be adequately supported to avoid the lower spine from overarch. In this area, the foam is particularly elastic and supportive, perfect to relieve pressure on the spinal discs.	Calves must lie on a soft surface to prevent excessive compression, one of the main causes of tingling and swelling in the lower limbs.	Lying on an elastic surface, feet can maintain good blood and lymphatic circulation giving a sensation of relief to the whole body.

The differing firmness levels on either side of **Aquapure® Soya** with **Bodyform® HD Soya & Aloe** result in two comfort levels: soft and medium-soft (bi-comfort).



The exclusive **Aquapure® Soya** e **Bodyform® HD Soya & Aloe** wave surfaces in seven variable patterns significantly increase comfort for the whole body. Air flow inside the mattress is increased by the **Aquapure® Soya** structure with a unique convoluted surface with canals as well as by the **Bodyform® HD Soya & Aloe** sheet with micro-pinholes.




The **Bodyform® HD Soya & Aloe** element with exclusive wave surface and seven variable patterns provides the correct support of the entire body.

**Bodyform® HD Soya & Aloe** is an innovative visco-elastic foam, both heat sensitive and self-shaping.



The two components of the **Aquapure® Soya** structure are interlocked without the use of glue or other adhesives.

Shoulder area designed to allow a pleasant accommodation of shoulder and arm to avoid unpleasant numbness.



## AQUAPURE SOYA MATTRESSES WITH REMOVABLE COVER

### Ergonomic seasonal

- NOTTURNO SOYA & ALOE with 3D V.S. underlining
- NOTTURNO SOYA & ALOE with antistress underlining
- NOTTETEMPO SOYA & ALOE
- NOTTEPIENA SOYA & ALOE
- NOTTEINTENSA SOYA & ALOE

### Ergonomic hypo-allergenic

- CREPUSCOLO SOYA & ALOE with 3D V.S. underlining
- CREPUSCOLO SOYA & ALOE with antistress underlining
- CHIARORE SOYA & ALOE
- CHIAROBELLO SOYA & ALOE
- SENSAZIONE SOYA & ALOE