


AQUAPURE SOYA GOCCIA




HEAD ZONE	SHOULDER ZONE	LOWER BACK ZONE	HIP ZONE	THIGH ZONE	CALF ZONE	FOOT ZONE
Particularly elastic area, capable of providing the correct support to the head.	Area provided with a unique convoluted surface capable of effectively accommodate the shoulder and avoid blood circulation issues.	Important supporting and elastic area, capable of effectively sustaining the lower back to encourage correct spine posture.	Wave zone to accommodate the heaviest part of the body.	Elastic and supporting area, capable of sustaining the lower end of thighs.	Relatively soft area, designed to support calves without compressing them.	Elastic contact point for the feet.


The differing firmness levels on either side of **Aquapure® Soya** result in two comfort levels: soft and medium-soft (bi-comfort).



The air ducts crossing the **Aquapure® Soya** structure favour the dispersion of accumulated perspiration. Furthermore, they make the mattress easy to bend and thus suitable for adjustable bases.



Shoulder area designed to effectively relieve pressure on the shoulder and avoid blood circulation issues.



Special convoluted surface texture that makes it soft to the touch and yet progressively resistant under pressure.

AQUAPURE SOYA MATTRESSES WITH REMOVABLE COVER

Ergonomic seasonal

ALTRANOTTE SOYA H23
ALTRANOTTE SOYA H19

Ergonomic hypo-allergenic

ALBACHIARA SOYA H23
ALBACHIARA SOYA H19